

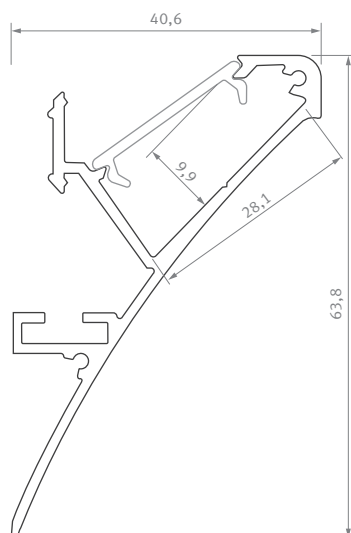
Profil LED / Profile LED

LOGI

Karta produktu Data sheet

PL
Profile powierzchniowe – do stosowania dekoracyjnego, ściennego oraz przysufitowego.

EN
Surface profiles – for the decorative and wall lighting or for the cove LED lighting.



Sposoby montażu /
Assembly methods






Obejrzyj wideo /
Watch video



LOGI







Profil LED / Profile LED

Wymiary [mm] / Dimensions [mm]: 1000, 2020, 3000













| | BIAŁY (lakierowany) white (lacquered) | CZARNY (lakierowany) black (lacquered) | SREBRNY (anodowany) silver (anodized) |
|---|---|--|---|
| LOGI |  |  |  |
| 1,0 m | 10-0501-10 | 10-0455-10 | 10-0504-10 |
| 2,02 m | 10-0501-20 | 10-0745-20 | 10-0504-20 |
| 3,0 m | 10-0501-30 | 10-0745-30 | 10-0504-30 |
| Szerokość taśmy LED [mm] LED strip width [mm] | 2 x 12 | | |

Klosze (PMMA) / Covers



Wymiary [mm] / Dimensions [mm]: 1000, 2020, 3000

| TRANSPARENTNY transparent | MROŻONY frozen | MLECZNY milky | FROSTED MLECZNY milky frosted | CZARNY PMMA black PMMA | SREBRNY silver |
|---|---|---|--|---|---|
| DOUBLE | | | RASTER DOUBLE | | |
|  |  |  |  |  |  |
| 1 m/PMMA 11-2073-10 | 1 m/PMMA 11-2072-10 | 1 m/PMMA 11-2071-10 | 1 m/PMMA 11-2076-10 | 1 m/PMMA 11-2447-10 | 1m/ 14-0000-48 |

Zasłepki (aluminium) / End caps (aluminum)

| Z OTWOREM with a hole | | | | | | BEZ OTWORU without a hole | | | | | |
|---|---|---|---|---|---|---|--|---|---|---|---|
| BIAŁY white | | CZARNY black | | SREBRNY silver | | BIAŁY white | | CZARNY black | | SREBRNY silver | |
| LEWA left | PRAWA right | LEWA left | PRAWA right | LEWA left | PRAWA right | LEWA left | PRAWA right | LEWA left | PRAWA right | LEWA left | PRAWA right |
|  |  |  |  |  |  |  |  |  |  |  |  |
| ALU 12-0521-10 | ALU 12-0531-10 | ALU 12-0522-10 | ALU 12-0532-10 | ALU 12-0525-10 | ALU 12-0535-10 | ALU 12-0521-11 | ALU 12-0531-11 | ALU 12-0000-15 | ALU 12-0000-16 | ALU 12-0525-11 | ALU 12-0535-11 |

Dodatki / Accessories

| | |
|---|---|
| ŁĄCZNIK PROSTY straight connector | PROFIL MONTAŻOWY SPARO mounting profile SPARO |
|  |  |
| 14-3032-02 | 1 m/ 10-0544-10 |

Maksymalna rozpraszana moc źródeł światła LED

Maximum dissipated power of LED light sources

| | |
|--|--|
| dla temperatury profilu for temperature profile 55° C | dla temperatury profilu for temperature profile 65° C |
| 49 W | 63 W |

LUMINES[®]
LIGHTING

www.lumines.pl

