

Profil LED / Profile LED

DULIO

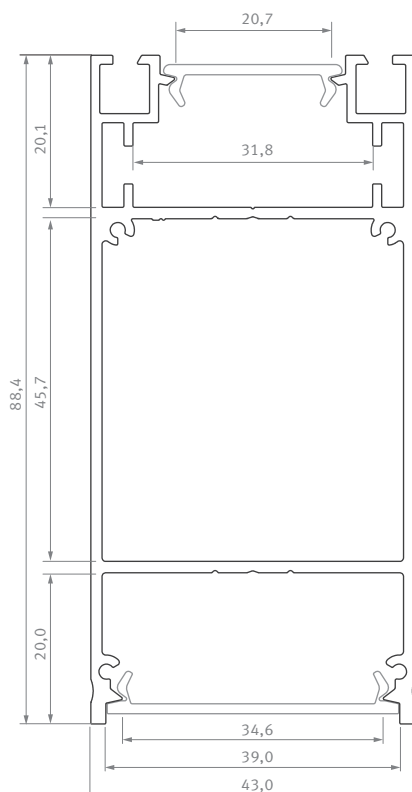
Karta produktu Data sheet

PL

Profil nawierzchniowy – do podświetlenia pomieszczeń domowych i przestrzeni biurowych. Do zastosowania w postaci lampy wiszącej, z ukrytym zasilaczem.

EN

Surface-mounted profile – for household and office room illumination – to be used as a pendant lamp with a hidden power supply.



Sposoby montażu /
Assembly methods






Obejrzyj wideo /
Watch video



DULIO













Profil LED / Profile LED

Wymiary [mm] / Dimensions (mm): 1000, 2020, 3000







Kolory profili Profile colors	BIAŁY (lakierowany) white (lacquered)	CZARNY (lakierowany) black (lacquered)	SREBRNY (anodowany) silver (anodized)
			
1,0 m	10-0611-10	10-0000-20	10-0614-10
2,02 m	10-0611-20	10-0000-21	10-0614-20
3,0 m	10-0611-30	10-0000-22	10-0614-30
Szerokość taśmy LED [mm] LED strip width [mm]	5 × 12		

Klosze (PVC/PMMA/PC) / Covers







Wymiary [mm] / Dimensions (mm): 1000, 2020, 3000

TRANSPARENTNY transparent	MROŻONY frozen	MLECZNY milky	FROSTED MLECZNY milky frosted	CZARNY PMMA black PMMA	SREBRNY silver
DOUBLE					
					
1 m/PMMA 11-2073-10	1 m/PMMA 11-2072-10	1 m/PMMA 11-2071-10	1 m/PMMA 11-2076-10	1 m/PMMA 11-2447-10	1m/ 14-0000-48
WIDE					
					
1 m/PMMA 11-2033-10 1 m/PC 11-3033-10	1 m/PMMA 11-2032-10 1 m/PC 11-3032-10	1 m/PMMA 11-2031-10 1 m/PC 11-3031-10	1 m/PMMA 11-2036-10		

Zasłepki (aluminium) / End caps (aluminum)

Z OTWOREM with a hole			BEZ OTWORU without a hole		
BIAŁY white	CZARNY black	SREBRNY silver	BIAŁY white	CZARNY black	SREBRNY silver
DULIO					
					
ALU 12-1151-10	ALU 12-0000-06	ALU 12-1155-10	ALU 12-1151-11	ALU 12-0000-05	ALU 12-1155-11

Dodatki / Accessories

ŁĄCZNIK PROSTY straight connector	ŁĄCZNIK KĄTOWY 90° angular connector 90°	ŁĄCZNIK POPRZECZNY KĄTOWY angular transverse connector	ŁĄCZNIK KĄTOWY 120° angular connector 120°	UCHWYT NA PRZEWÓD φ 5 mm cable fi 5 mm holder	ZAWIESIA TYPU Y Y-type pendants Y
					
14-3032-02	14-3030-01	14-3038-01	14-3036-01	*T 14-7067-00 *B 14-7067-02	*S 14-2062-00 *B 14-2078-00 *W 14-2077-00

* S SREBRNY silver; * B CZARNY black; * T TRANSPARENTNY transparent; * W BIAŁY white

Maksymalna rozpraszana moc źródeł światła LED

Maximum dissipated power of LED light sources

dla temperatury profilu for temperature profile 55° C	dla temperatury profilu for temperature profile 65° C
53,3 / 69,9 W	29,2 / 38,6 W

LUMINES[®]
LIGHTING

www.lumines.pl

