

Profil LED / Profile LED

# SOLIS

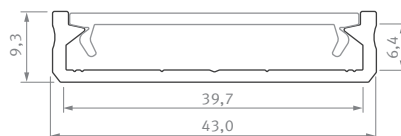
## Karta produktu Data sheet

PL

Profil nawierzchniowy – do oświetlenia pomieszczeń domowych, biurowych – oświetlenie wiszące.

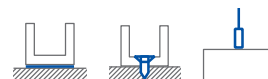
EN

Surface-mounted profile – for household and office room illumination – hanging lighting.



SOLIS

**Sposoby montażu /**  
Assembly methods






**Obejrzyj wideo /**  
Watch video



# SOLIS






## Profil LED / Profile LED

Wymiary [mm] / Dimensions (mm): 1000, 2020, 3000




	<b>BIAŁY (lakierowany)</b> white (lacquered)	<b>CZARNY (anodowany)</b> black (anodized)	<b>INOX (anodowany)</b> inox (anodized)	<b>SREBRNY (anodowany)</b> silver (anodized)	<b>SUROWY</b> raw
<b>Kolory profili</b> Profile colors					
1,0 m	10-0141-10	10-0142-10	10-0143-10	10-0144-10	10-0140-10
2,02 m	10-0141-20	10-0142-20	10-0143-10	10-0144-20	10-0140-20
3,0 m	10-0141-30	10-0142-30	10-0143-10	10-0144-30	10-0140-30
<b>Szerokość taśmy LED [mm]</b> LED strip width [mm]	<b>3 * 10</b>				

## Klosze (PVC/PMMA/PC) / Covers

Wymiary [mm] / Dimensions (mm): 1000, 2020, 3000

<b>TRANSPARENTNY</b> transparent	<b>MROŻONY</b> frozen	<b>MLECZNY</b> milky	<b>FROSTED MLECZNY</b> milky frosted	<b>TRANSPARENTNY</b> transparent
<b>WIDE</b>				
				
1 m/PMMA 11-2033-10 1 m/PC 11-3033-10	1 m/PMMA 11-2032-10 1 m/PC 11-3032-10	1 m/PMMA 11-2031-10 1 m/PC 11-3031-10	1 m/PMMA 11-2036-10	1 m/PC 11-3034-10

## Zaślepki (aluminium i tworzywo sztuczne) / End caps (aluminum and plastic)

<b>Z OTWOREM</b> with a hole				<b>BEZ OTWORU</b> without a hole			
<b>BIAŁY</b> white	<b>CZARNY</b> black	<b>INOX</b> inox	<b>SREBRNY / SZARY</b> silver / gray	<b>BIAŁY</b> white	<b>CZARNY</b> black	<b>INOX</b> inox	<b>SREBRNY / SZARY</b> silver / gray
							
ALU 12-0132-10				ALU 12-0135-10 ABS lacq.12-0135-00			
				ALU 12-0132-11			
				ALU 12-0135-11 ABS lacq.12-0135-01			
<b>Z OTWOREM TRASOWANYM</b> with push-hole							
							
ABS 12-1161-01	ABS 12-1172-01	ABS 12-1183-01	ABS 12-1195-01 ABS lacq.12-1104-01				

## Dodatki / Accessories

<b>UCHWYT SOLIS METALOWY</b> metal mounting clip SOLIS	<b>UCHWYT NA PRZEWÓD fi 5 mm</b> cable fi 5 mm holder	<b>ZAWIESIA</b> pendants
		
13-0010-02	*T 14-7067-00 *B 14-7067-02	*S 14-2011-02 *B 14-2076-00 *W 14-2075-00

\* S SREBRNY silver; \* B CZARNY black; \* T TRANSPARENTNY transparent; \* W BIAŁY white;

**Maksymalna rozpraszana moc źródeł światła LED**

Maximum dissipated power of LED light sources

dla temperatury profilu for temperature profile <b>55° C</b>	dla temperatury profilu for temperature profile <b>65° C</b>
<b>24,6 W</b>	<b>33,9 W</b>

**LUMINES**<sup>®</sup>  
LIGHTING

[www.lumines.pl](http://www.lumines.pl)

